


XB4BVG3

green complete pilot light Ø22 plain lens with
integral LED 110...120V



Main

Range of product	Harmony XB4
Product or component type	Complete pilot light
Device short name	XB4
Bezel material	Chromium plated metal
Fixing collar material	Zamak
Mounting diameter	22 mm
Sale per indivisible quantity	1
Shape of signaling unit head	Round
Cap/Operator or lens colour	Green
Operator additional information	With plain lens
Light source	Protected LED
Bulb base	Integral LED
Light source colour	Green
[Us] rated supply voltage	110...120 V AC , 50/60 Hz

Complementary

Product weight	0.08 kg
Resistance to high pressure washer	7000000 Pa at 55 °C , distance: 0.1 m
Connections - terminals	Screw clamp terminals : 1 x 0.22...2 x 2.5 mm ² without cable end conforming to EN/IEC 60947-1 Screw clamp terminals : <= 2 x 1.5 mm ² with cable end conforming to EN/IEC 60947-1
[Ui] rated insulation voltage	250 V (degree of pollution: 3) conforming to EN 60947-1
[Uimp] rated impulse withstand voltage	4 kV conforming to EN 60947-1
Signalling type	Steady
Supply voltage limits	100...132 V AC
Current consumption	14 mA
Service life	100000 h at rated voltage and 25 °C
Surge withstand	1 kV conforming to IEC 61000-4-5

Environment

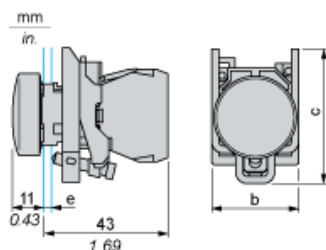
Protective treatment	TH
Ambient air temperature for storage	-40...70 °C
Ambient air temperature for operation	-25...70 °C
Class of protection against electric shock	Class I conforming to IEC 60536
IP degree of protection	IP66 conforming to IEC 60529
NEMA degree of protection	NEMA 13 NEMA 4X
IK degree of protection	IK05 conforming to IEC 50102
Standards	CSA C22-2 No 14 EN/IEC 60947-1 EN/IEC 60947-5-1 EN/IEC 60947-5-4 EN/IEC 60947-5-5 JIS C 4520 UL 508

Product certifications	CSA UL listed
Vibration resistance	5 gn (f = 12...500 Hz) conforming to IEC 60068-2-6
Shock resistance	30 gn for 18 ms half sine wave acceleration conforming to IEC 60068-2-27 50 gn for 11 ms half sine wave acceleration conforming to IEC 60068-2-27
Resistance to fast transients	2 kV conforming to IEC 61000-4-4
Resistance to electromagnetic fields	10 V/m conforming to IEC 61000-4-3
Resistance to electrostatic discharge	6 kV on contact (on metal parts) conforming to IEC 61000-4-2 8 kV in free air (in insulating parts) conforming to IEC 61000-4-2
Electromagnetic emission	Class B conforming to IEC 55011
RoHS EUR conformity date	0727
RoHS EUR status	Compliant

Dimensions of Pilot Lights

Integral LED

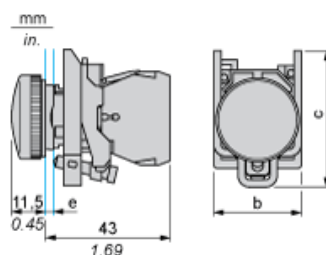
XB4 BVB•, XB4 BVG•, XB4 BVM•



- e: clamping thickness: 1 to 6 mm / 0.04 to 0.24 in.
- b: 30 mm / 1.18 in.
- c: 46.5 mm / 1.83 in.

Direct Supply

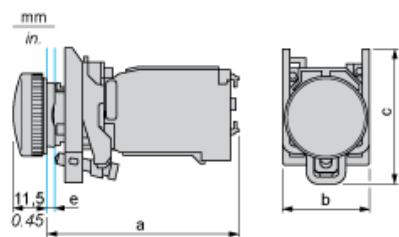
XB4 BV6•



- e: clamping thickness: 1 to 6 mm / 0.04 to 0.24 in.
- b: 30 mm / 1.18 in.
- c: 46.5 mm / 1.83 in.

Via Integral Transformer

XB4 BV3•, XB4 BV4•, XB4 BV5•



- e: clamping thickness: 1 to 6 mm / 0.04 to 0.24 in.

	a in mm	a in in.	b in mm	b in in.	c in mm	c in in.
XB4 BV••	66	2.60	30	1.18	46.5	1.83
XB4 BV5B•	89.6	3.53	40	1.57		

Panel Cut-out for Pushbuttons, Switches and Pilot Lights (Finished Holes, Ready for Installation)

Connection by Screw Clamp Terminals or Plug-in Connectors or on Printed Circuit Board	Connection by Faston Connectors
	
<p>(1) Diameter on finished panel or support (2) 40 mm min. / 1.57 in. min. (3) 30 mm min. / 1.18 in. min. (4) $\varnothing 22.5 \text{ mm} / 0.89 \text{ in.}$ recommended ($\varnothing 22.3 \text{ mm}_0^{+0.4} / 0.88 \text{ in.}_0^{+0.016}$) (5) 45 mm min. / 1.78 in. min. (6) 32 mm min. / 1.26 in. min.</p>	