

Test disconnect terminal block - URTK/SP - 0311126

Please be informed that the data shown in this PDF Document is generated from our Online Catalog. Please find the complete data in the user's documentation. Our General Terms of Use for Downloads are valid (<http://phoenixcontact.com/download>)




Test disconnect terminal block, with slide, connection method: Screw connection, cross section: 0.5 mm² - 10 mm², AWG: 20 - 10, width: 8.2 mm, mounting type: NS 35/7,5, NS 35/15, NS 32, color: gray

Your advantages

- ✓ Touch-proof test sockets with 4 mm diameter are already permanently integrated
- ✓ The terminal blocks can be fitted with fixed and switchable bridges on both sides



Key Commercial Data

Packing unit	1 pc
GTIN	 4 017918 001315
GTIN	4017918001315
Weight per Piece (excluding packing)	38.210 g
Custom tariff number	85369010
Country of origin	Turkey

Technical data

General

Number of levels	1
Number of connections	2
Nominal cross section	6 mm ²
Color	gray
Insulating material	PA
Flammability rating according to UL 94	V0
Rated surge voltage	6 kV

Test disconnect terminal block - URTK/SP - 0311126

Technical data

General

Degree of pollution	3
Overvoltage category	III
Insulating material group	I
Maximum power dissipation for nominal condition	1.31 W
Connection in acc. with standard	IEC 60947-7-1
Nominal current I _N	41 A
Maximum load current	50 A (with 10 mm ² conductor cross section)
Nominal voltage U _N	500 V
Open side panel	No
Shock protection test specification	DIN EN 50274 (VDE 0660-514):2002-11
Back of the hand protection	guaranteed
Finger protection	guaranteed
Result of surge voltage test	Test passed
Surge voltage test setpoint	7.3 kV
Result of power-frequency withstand voltage test	Test passed
Power frequency withstand voltage setpoint	1.89 kV
Result of the test for mechanical stability of terminal points (5 x conductor connection)	Test passed
Result of flexion and pull-out test	Test passed
Bending test rotation speed	10 rpm
Bending test turns	135
Bending test conductor cross section/weight	0.5 mm ² / 0.3 kg
	6 mm ² / 1.4 kg
	10 mm ² / 2 kg
Tensile test result	Test passed
Conductor cross section tensile test	0.5 mm ²
Tractive force setpoint	30 N
Conductor cross section tensile test	6 mm ²
Tractive force setpoint	80 N
Conductor cross section tensile test	10 mm ²
Tractive force setpoint	90 N
Result of tight fit on support	Test passed
Tight fit on carrier	NS 32/NS 35
Setpoint	5 N
Result of voltage-drop test	Test passed
Requirements, voltage drop	≤ 3.2 mV
Temperature-rise test	Test passed

Test disconnect terminal block - URTK/SP - 0311126

Technical data

General

Short circuit stability result	Test passed
Conductor cross section short circuit testing	6 mm ²
Short-time current	0.72 kA
Conductor cross section short circuit testing	10 mm ²
Short-time current	1.2 kA
Result of thermal test	Test passed
Proof of thermal characteristics (needle flame) effective duration	30 s
Relative insulation material temperature index (Elec., UL 746 B)	130 °C
Temperature index of insulation material (DIN EN 60216-1 (VDE 0304-21))	130 °C
Static insulating material application in cold	-60 °C
Surface flammability NFPA 130 (ASTM E 162)	passed
Specific optical density of smoke NFPA 130 (ASTM E 662)	passed
Smoke gas toxicity NFPA 130 (SMP 800C)	passed
Calorimetric heat release NFPA 130 (ASTM E 1354)	28 MJ/kg
Fire protection for rail vehicles (DIN EN 45545-2) R22	HL 1 - HL 3
Fire protection for rail vehicles (DIN EN 45545-2) R23	HL 1 - HL 3
	HL 1 - HL 3
Fire protection for rail vehicles (DIN EN 45545-2) R26	HL 1 - HL 3

Dimensions

Length	99.5 mm
Width	8.2 mm
Height NS 35/7,5	59 mm
Height NS 35/15	66.5 mm
Height NS 32	64 mm

Connection data

Note	Terminal point
Conductor cross section solid min.	0.5 mm ²
Conductor cross section solid max.	10 mm ²
Conductor cross section flexible min.	0.5 mm ²
Conductor cross section flexible max.	6 mm ²
Conductor cross section AWG min.	20
Conductor cross section AWG max.	8
Conductor cross section flexible, with ferrule without plastic sleeve min.	0.5 mm ²
Conductor cross section flexible, with ferrule without plastic sleeve max.	6 mm ²
Conductor cross section flexible, with ferrule with plastic sleeve min.	0.5 mm ²
Conductor cross section flexible, with ferrule with plastic sleeve max.	6 mm ²

Test disconnect terminal block - URTK/SP - 0311126

Technical data

Connection data

2 conductors with same cross section, solid min.	0.5 mm ²
2 conductors with same cross section, solid max.	2.5 mm ²
2 conductors with same cross section, stranded min.	0.5 mm ²
2 conductors with same cross section, stranded max.	4 mm ²
Two conductors with the same cross section stranded, with ferrule and without plastic sleeve, minimum	0.5 mm ²
Two conductors with the same cross section stranded, with ferrule and without plastic sleeve, maximum	2.5 mm ²
Two conductors with the same cross section, flexible, with TWIN ferrules, with plastic sleeve, minimum	0.5 mm ²
Two conductors with the same cross section, flexible, with TWIN ferrules, with plastic sleeve, maximum	4 mm ²
Connection method	Screw connection
Stripping length	11 mm
Screw thread	M4
Tightening torque, min	1.5 Nm
Tightening torque max	1.8 Nm
Disconnect element	M3 0.6 Nm 0.8 Nm

Ambient conditions

Operating temperature	-60 °C ... 105 °C (max. short-term operating temperature 130°C)
Ambient temperature (storage/transport)	-25 °C ... 60 °C (for a short time, not exceeding 24 h, -60 °C to +70 °C)
Permissible humidity (storage/transport)	30 % ... 70 %
Ambient temperature (assembly)	-5 °C ... 70 °C
Ambient temperature (actuation)	-5 °C ... 70 °C

Standards and Regulations

Connection in acc. with standard	CSA
	IEC 60947-7-1
Flammability rating according to UL 94	V0

Environmental Product Compliance

China RoHS	Environmentally Friendly Use Period = 50 years
	For details about hazardous substances go to tab "Downloads", Category "Manufacturer's declaration"

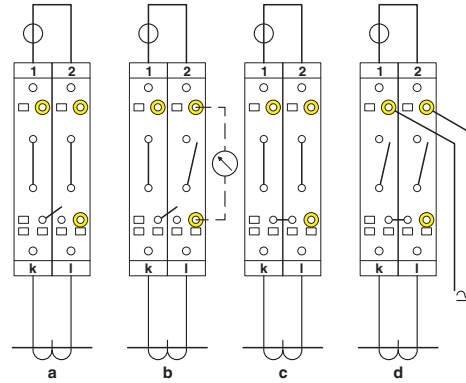
Drawings

Test disconnect terminal block - URTK/SP - 0311126

Circuit diagram



Connection diagram



Simple current transformer test circuit
 a = normal operation
 b = measured value testing
 c = transformer testing
 d = relay testing

Classifications

eCl@ss

eCl@ss 10.0.1	27141126
eCl@ss 11.0	27141126
eCl@ss 4.0	27141100
eCl@ss 4.1	27141100
eCl@ss 5.0	27141100
eCl@ss 5.1	27141100
eCl@ss 6.0	27141100
eCl@ss 7.0	27141126
eCl@ss 9.0	27141126

ETIM

ETIM 2.0	EC000902
ETIM 3.0	EC000902
ETIM 4.0	EC000902
ETIM 6.0	EC000902
ETIM 7.0	EC000902

Test disconnect terminal block - URTK/SP - 0311126

Classifications

UNSPSC

UNSPSC 6.01	30211811
UNSPSC 7.0901	39121410
UNSPSC 11	39121410
UNSPSC 12.01	39121410
UNSPSC 13.2	39121410
UNSPSC 18.0	39121410
UNSPSC 19.0	39121410
UNSPSC 20.0	39121410
UNSPSC 21.0	39121410

Approvals


Approvals


Approvals

CSA / UL Recognized / KEMA-KEUR / cUL Recognized / IECCEB CB Scheme / EAC / cULus Recognized

Ex Approvals


Approval details


CSA		http://www.csagroup.org/services-industries/product-listing/	13631
Nominal voltage UN		300 V	
Nominal current IN		45 A	
mm ² /AWG/kcmil		26-8	


UL Recognized		http://database.ul.com/cgi-bin/XYV/template/LISEXT/1FRAME/index.htm	FILE E 60425
Nominal voltage UN		300 V	
Nominal current IN		45 A	
mm ² /AWG/kcmil		26-8	

Test disconnect terminal block - URTK/SP - 0311126


Approvals

KEMA-KEUR		http://www.dekra-certification.com	71-102522
Nominal voltage UN		500 V	
mm ² /AWG/kcmil		6	

cUL Recognized		http://database.ul.com/cgi-bin/XYV/template/LISEXT/1FRAME/index.htm	FILE E 60425
Nominal voltage UN		300 V	
Nominal current IN		45 A	
mm ² /AWG/kcmil		26-8	

IECEE CB Scheme		http://www.iecee.org/	NL-42274
Nominal voltage UN		500 V	
mm ² /AWG/kcmil		6	

EAC			RU C- DE.BL08.B.00534
-----	---	--	--------------------------

cULus Recognized			
------------------	---	--	--

Accessories

Accessories

Cover profile

Test disconnect terminal block - URTK/SP - 0311126

Accessories

Cover profile - AP-ME METER - 3034361



Cover profile, for covering terminal strips, snapped onto APT-ME cover profile carrier or APH-ME end bracket. A cover profile carrier should be positioned at the ends and at intervals of around 40 cm. Length supplied: 1 m

Covering hood - AH-ME - 3240265



Cover, for the contact- and dust-protected encapsulation of the components

Cover profile carrier

Cover profile carrier - APH-ME - 3034374



Cover profile carrier, for mounting on NS 35/7,5 DIN rail, for fixing the AP-ME cover profile, can be sealed as an option

Cover profile carrier - APT-ME - 3034358



Cover profile carrier for mounting on NS 35/7.5 DIN rail for attaching the cover profile AP-ME

DIN rail

DIN rail perforated - NS 32 PERF 2000MM - 1201002



DIN rail perforated, G profile, width: 32 mm, height: 15 mm, acc. to EN 60715, material: Steel, galvanized, passivated with a thick layer, length: 2000 mm, color: silver

Test disconnect terminal block - URTK/SP - 0311126

Accessories

DIN rail, unperforated - NS 32 UNPERF 2000MM - 1201015



DIN rail, unperforated, G profile, width: 32 mm, height: 15 mm, acc. to EN 60715, material: Steel, galvanized, passivated with a thick layer, length: 2000 mm, color: silver

DIN rail perforated - NS 35/ 7,5 PERF 2000MM - 0801733



DIN rail perforated, Standard profile, width: 35 mm, height: 7.5 mm, acc. to EN 60715, material: Steel, galvanized, passivated with a thick layer, length: 2000 mm, color: silver

DIN rail, unperforated - NS 35/ 7,5 UNPERF 2000MM - 0801681



DIN rail, unperforated, Standard profile, width: 35 mm, height: 7.5 mm, acc. to EN 60715, material: Steel, galvanized, passivated with a thick layer, length: 2000 mm, color: silver

DIN rail perforated - NS 35/ 7,5 WH PERF 2000MM - 1204119



DIN rail perforated, Standard profile, width: 35 mm, height: 7.5 mm, acc. to EN 60715, material: Steel, Galvanized, white passivated, length: 2000 mm, color: silver

DIN rail, unperforated - NS 35/ 7,5 WH UNPERF 2000MM - 1204122



DIN rail, unperforated, Standard profile, width: 35 mm, height: 7.5 mm, acc. to EN 60715, material: Steel, Galvanized, white passivated, length: 2000 mm, color: silver

Test disconnect terminal block - URTK/SP - 0311126

Accessories

DIN rail, unperforated - NS 35/ 7,5 AL UNPERF 2000MM - 0801704



DIN rail, unperforated, Standard profile, width: 35 mm, height: 7.5 mm, acc. to EN 60715, material: Aluminum, uncoated, length: 2000 mm, color: silver

DIN rail perforated - NS 35/ 7,5 ZN PERF 2000MM - 1206421



DIN rail perforated, Standard profile, width: 35 mm, height: 7.5 mm, acc. to EN 60715, material: Steel, galvanized, length: 2000 mm, color: silver

DIN rail, unperforated - NS 35/ 7,5 ZN UNPERF 2000MM - 1206434



DIN rail, unperforated, Standard profile, width: 35 mm, height: 7.5 mm, acc. to EN 60715, material: Steel, galvanized, length: 2000 mm, color: silver

DIN rail, unperforated - NS 35/ 7,5 CU UNPERF 2000MM - 0801762



DIN rail, unperforated, Standard profile, width: 35 mm, height: 7.5 mm, acc. to EN 60715, material: Copper, uncoated, length: 2000 mm, color: copper-colored

End cap - NS 35/ 7,5 CAP - 1206560

DIN rail end piece, for DIN rail NS 35/7.5



Test disconnect terminal block - URTK/SP - 0311126

Accessories

DIN rail perforated - NS 35/15 PERF 2000MM - 1201730



DIN rail perforated, Standard profile, width: 35 mm, height: 15 mm, similar to EN 60715, material: Steel, galvanized, passivated with a thick layer, length: 2000 mm, color: silver

DIN rail, unperforated - NS 35/15 UNPERF 2000MM - 1201714



DIN rail, unperforated, Standard profile, width: 35 mm, height: 15 mm, similar to EN 60715, material: Steel, galvanized, passivated with a thick layer, length: 2000 mm, color: silver

DIN rail perforated - NS 35/15 WH PERF 2000MM - 0806602



DIN rail perforated, Standard profile, width: 35 mm, height: 15 mm, similar to EN 60715, material: Steel, Galvanized, white passivated, length: 2000 mm, color: silver

DIN rail, unperforated - NS 35/15 WH UNPERF 2000MM - 1204135



DIN rail, unperforated, Standard profile, width: 35 mm, height: 15 mm, similar to EN 60715, material: Steel, Galvanized, white passivated, length: 2000 mm, color: silver

DIN rail, unperforated - NS 35/15 AL UNPERF 2000MM - 1201756



DIN rail, unperforated, Standard profile, width: 35 mm, height: 15 mm, similar to EN 60715, material: Aluminum, uncoated, length: 2000 mm, color: silver

Test disconnect terminal block - URTK/SP - 0311126

Accessories

DIN rail perforated - NS 35/15 ZN PERF 2000MM - 1206599



DIN rail perforated, Standard profile, width: 35 mm, height: 15 mm, similar to EN 60715, material: Steel, galvanized, length: 2000 mm, color: silver

DIN rail, unperforated - NS 35/15 ZN UNPERF 2000MM - 1206586



DIN rail, unperforated, Standard profile, width: 35 mm, height: 15 mm, similar to EN 60715, material: Steel, galvanized, length: 2000 mm, color: silver

DIN rail, unperforated - NS 35/15 CU UNPERF 2000MM - 1201895



DIN rail, unperforated, Standard profile, width: 35 mm, height: 15 mm, similar to EN 60715, material: Copper, uncoated, length: 2000 mm, color: copper-colored

End cap - NS 35/15 CAP - 1206573



DIN rail end piece, for DIN rail NS 35/15

DIN rail, unperforated - NS 35/15-2,3 UNPERF 2000MM - 1201798



DIN rail, unperforated, Standard profile 2.3 mm, width: 35 mm, height: 15 mm, acc. to EN 60715, material: Steel, galvanized, passivated with a thick layer, length: 2000 mm, color: silver

End block

Test disconnect terminal block - URTK/SP - 0311126

Accessories

End clamp - CLIPFIX 35 - 3022218



Quick mounting end clamp for NS 35/7,5 DIN rail or NS 35/15 DIN rail, with marking option, width: 9.5 mm, color: gray

End clamp - CLIPFIX 35-5 - 3022276



Quick mounting end clamp for NS 35/7,5 DIN rail or NS 35/15 DIN rail, with marking option, with parking option for FBS...5, FBS...6, KSS 5, KSS 6, width: 5.15 mm, color: gray

End clamp - E/NS 35 N - 0800886



End clamp, width: 9.5 mm, color: gray

End clamp - E/UK - 1201442



End clamp, width: 9.5 mm, height: 35.3 mm, material: PA, length: 50.5 mm, Mounting on a DIN rail NS 32 or NS 35, color: gray

End clamp - E/UK 1 - 1201413



End clamps, for supporting the ends of double-level and three-level terminal blocks, width: 10 mm, color: gray

Insertion bridge

Test disconnect terminal block - URTK/SP - 0311126

Accessories

Insertion bridge - EB 2- 8 - 0202154



Insertion bridge, pitch: 8 mm, number of positions: 2, color: gray

Insertion bridge - EB 3- 8 - 0202141



Insertion bridge, pitch: 8 mm, number of positions: 3, color: gray

Insertion bridge - EB 10- 8 - 0202138



Insertion bridge, pitch: 8 mm, number of positions: 10, color: gray

Insertion bridge - EB 4- 8 - 0202142



Insertion bridge, pitch: 8 mm, number of positions: 4, color: gray

Insertion bridge - EB 1/3/5/7-8 - 3072340



Insertion bridge, pitch: 16.4 mm, length: 24 mm, width: 55.4 mm, number of positions: 4, pin assignment: 1, 3, 5, 7, color: gray

Test disconnect terminal block - URTK/SP - 0311126

Accessories

Insertion bridge - EB 1/3/5-8 - 3072341



Insertion bridge, pitch: 16.4 mm, length: 24 mm, width: 39 mm, number of positions: 3, pin assignment: 1,3,5, color: gray

Insulating sleeve

Bridge bar isolator - IS-K 10 - 1303337



Bridge bar isolator, color: gray

Labeled terminal marker

Zack marker strip - ZB 8 CUS - 0825011



Zack marker strip, can be ordered: Strip, white, labeled according to customer specifications, mounting type: snap into tall marker groove, for terminal block width: 8.2 mm, lettering field size: 10.5 x 8.15 mm, Number of individual labels: 10

Marker for terminal blocks - UC-TM 8 CUS - 0824597



Marker for terminal blocks, can be ordered: by sheet, white, labeled according to customer specifications, mounting type: snap into tall marker groove, for terminal block width: 8.2 mm, lettering field size: 7.6 x 10.5 mm, Number of individual labels: 56

Marker for terminal blocks - UCT-TM 8 CUS - 0829616



Marker for terminal blocks, can be ordered: by sheet, white, labeled according to customer specifications, mounting type: snap into tall marker groove, for terminal block width: 8.2 mm, lettering field size: 7.6 x 10.5 mm, Number of individual labels: 42

Test disconnect terminal block - URTK/SP - 0311126

Accessories

Zack marker strip - ZB 8,LGS:FORTL.ZAHLEN - 1052015



Zack marker strip, Strip, white, labeled, can be labeled with: CMS-P1-PLOTTER, printed horizontally: consecutive numbers 1 ... 10, 11 ... 20, etc. up to 91 ... 100, mounting type: snap into tall marker groove, for terminal block width: 8.2 mm, lettering field size: 10.5 x 8.15 mm, Number of individual labels: 10

Zack marker strip - ZB 8,QR:FORTL.ZAHLEN - 1052028



Zack marker strip, Strip, white, labeled, can be labeled with: CMS-P1-PLOTTER, Printed vertically: consecutive numbers 1 ... 10, 11 ... 20, etc. up to 91 ... 100, mounting type: snap into tall marker groove, for terminal block width: 8.2 mm, lettering field size: 10.5 x 8.15 mm, Number of individual labels: 10

Marker for terminal blocks - ZB 8,LGS:L1-N,PE - 1052413



Marker for terminal blocks, Strip, white, labeled, can be labeled with: CMS-P1-PLOTTER, horizontal: L1, L2, L3, N, PE, L1, L2, L3, N, PE, mounting type: snap into tall marker groove, for terminal block width: 8.2 mm, lettering field size: 10.5 x 8.15 mm, Number of individual labels: 10

Partition plate

Partition plate - ATP-URTK/SP - 0311139



Partition plate, length: 99 mm, width: 2 mm, height: 64 mm, color: gray

Separating plate - TS-UT 6-T/SP - 3072821



Separating plate, length: 105.2 mm, width: 1 mm, height: 67.5 mm, color: gray

Test disconnect terminal block - URTK/SP - 0311126

Accessories

Screw bridge

Jumper - ISSBI 10- 8 - 0301534



Jumper, pitch: 8 mm, number of positions: 10, color: silver

Fixed bridge - FBI 2- 8 - 0200020



Fixed bridge, pitch: 8 mm, number of positions: 2, color: silver

Fixed bridge - FBI 4- 8 - 0200046



Fixed bridge, pitch: 8 mm, number of positions: 4, color: silver

Fixed bridge - FBI 3- 8 - 0200059



Fixed bridge, pitch: 8 mm, number of positions: 3, color: silver

Fixed bridge - FB 10- URTK/SP - 0311663



Fixed bridge, pitch: 8.2 mm, number of positions: 10, color: silver

Test disconnect terminal block - URTK/SP - 0311126

Accessories

Fixed bridge - FBI 10- 8 - 0203263



Fixed bridge, pitch: 8 mm, number of positions: 10, color: silver

Screwdriver tools

Screwdriver - SZS 1,0X4,0 VDE - 1205066



Screwdriver, slot-headed, VDE insulated, size: 1.0 x 4.0 x 100 mm, 2-component grip, with non-slip grip

Short-circuit connector

Short-circuit connector - KSSI 4-8 - 3000735



Short-circuit connector, pitch: 8 mm, number of positions: 4, color: black

Short-circuit connector - KSSI 2-8 - 3000722



Short-circuit connector, pitch: 8 mm, length: 11 mm, width: 16.2 mm, number of positions: 2, color: black

Switching jumper

Test disconnect terminal block - URTK/SP - 0311126

Accessories

Switching jumper - SB 4-URTK/SP - 0360025



Switching jumper, pitch: 8.2 mm, number of positions: 4, color: silver

Switching jumper - SB 2-URTK/SP - 0360012



Switching jumper, pitch: 8.2 mm, number of positions: 2, color: silver

Switching lock

Switching lock - S-URTK/SP - 0311155



Switching lock, length: 12 mm, width: 8.2 mm, color: white

Terminal marking

Zack marker strip - ZB 8:UNBEDRUCKT - 1052002



Zack marker strip, Strip, white, unlabeled, can be labeled with: CMS-P1-PLOTTER, PLOTMARK, mounting type: snap into tall marker groove, for terminal block width: 8.2 mm, lettering field size: 10.5 x 8.15 mm, Number of individual labels: 10

Marker for terminal blocks - UC-TM 8 - 0818072



Marker for terminal blocks, Sheet, white, unlabeled, can be labeled with: BLUEMARK ID COLOR, BLUEMARK ID, BLUEMARK CLED, PLOTMARK, CMS-P1-PLOTTER, mounting type: snap into tall marker groove, for terminal block width: 8.2 mm, lettering field size: 7.6 x 10.5 mm, Number of individual labels: 56

Test disconnect terminal block - URTK/SP - 0311126

Accessories

Marker for terminal blocks - UCT-TM 8 - 0828740



Marker for terminal blocks, Sheet, white, unlabeled, can be labeled with: TOPMARK NEO, TOPMARK LASER, BLUEMARK ID COLOR, BLUEMARK ID, BLUEMARK CLED, THERMOMARK PRIME, THERMOMARK CARD 2.0, THERMOMARK CARD, mounting type: snap into tall marker groove, for terminal block width: 8.2 mm, lettering field size: 7.6 x 10.5 mm, Number of individual labels: 42
