

# CALLPOINTS

- Fast fit clip on front cover
- High visibility status LED (optional on conventional range)
- Standard and weatherproof versions available
- Wide range of available accessories
- Heavy duty terminals

An attractively designed simple to install range of flush and surface callpoints that have been specifically developed to suit the various different Menvier and JSB analogue and conventional fire systems.



# CALLPOINTS

## RANGE OVERVIEW - GENERAL

- All callpoints (Menvier & JSB, analogue and conventional) share common design themes
- Standard components such as replacement glass elements and test keys used throughout for ease of maintenance
- Surface, flush and weatherproof versions are available
  - Various accessories can be ordered to customise the callpoint for particular applications (refer to optional accessories section for full details)
- All callpoints are supplied as standard with a frangible glass element and a test key

## RANGE OVERVIEW - ANALOGUE

- All analogue callpoints incorporate integral short circuit isolators as standard and are soft addressed to facilitate quick and simple installation
- Analogue callpoints also have a status LED fitted as standard which can be set to blink to indicate normal communication with the panel under normal conditions
- LED automatically illuminates if callpoint is triggered

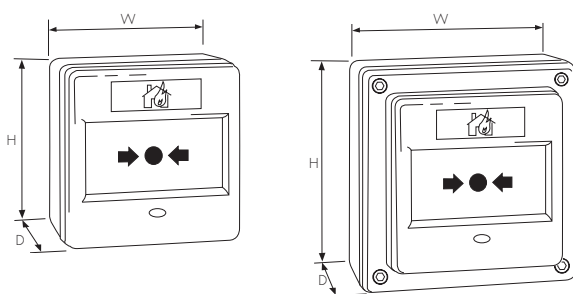
## RANGE OVERVIEW - CONVENTIONAL

- Conventional callpoints are available with optional LED
- LED illuminates when callpoint is triggered
- LED versions are not suitable for use with Bi wire systems

## USER INTERFACE

- To enable quick and simple installation, callpoints use a fast fit self locking clip on front cover which is very simple to fit, but once in place, can only be removed by use of a special key (supplied)
- Callpoint is triggered by pressing against the element

## DIMENSIONS




	W (mm)	D (mm)	H (mm)	Weight (Kg)
Flush callpoint	87	36	87	0.15
Surface callpoint	87	57	87	0.2
Weatherproof callpoint	108	70	108	0.3

## INSTALLATION NOTES

- Surface callpoint has standard rear BESA fixing facilities. In addition, back box can accept top or bottom surface entry cables
- Flush callpoint fits to a standard deep single gang back box cable entry from rear
- Weatherproof callpoint uses heavy duty gasketed back box secured with allen key screws
- Weatherproof callpoint is suitable for rear top or bottom cable entry, no cable entries are provided as standard in order to preserve weatherproof integrity
- Callpoint has test facility via special test key to prevent unauthorised operation
- Insertion of test key for test purposes and for cover removal is at bottom of callpoint to facilitate ease of access when mounted in corner of room
- Test key is dual function, used to test callpoint operation by simulating activation and also to allow removal of clip on cover to gain access to element
- Element is held in place by clip on self locking cover which can only be removed by use of a special tool (callpoint test key)
- Separate loop in and loop out terminals are provided for all connections including screen continuity on analogue callpoints
- Surface and flush callpoints are IP42, weatherproof is IP67

## OPTIONAL ACCESSORIES AND SPARES

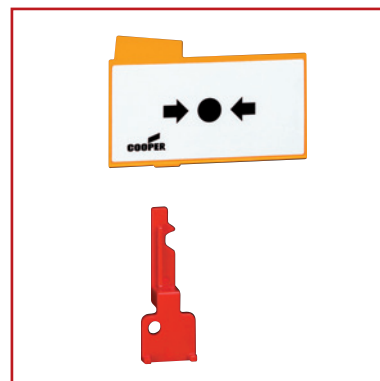
- **Semi recess bezel**  
Flush bezel designed for use with flush callpoints, to provide a neat installation where walls have been cut away to facilitate flush callpoints. Flush bezel has facilities for fixing to wall and also for fixing callpoint to bezel. Supplied in packs of 10
- **Hinged clear cover**  
Protective hinged cover designed to prevent accidental activation of callpoint, ideal for use in warehouses, factories, schools, sports halls etc. Can be retro fitted to suitable callpoints
- **Resettable plastic element**  
Designed to replace the standard glass element in applications where the use of glass elements would not be acceptable or where speed and simplicity of resetting after activation are important. The Resettable element contains a high visibility flag which along with the high visibility front mounted LED provides clear indication of when the callpoint has been triggered. Supplied in packs of 10.
- **Replacement test key**  
A test key is supplied with every callpoint, if these are misplaced, replacements are available in packs of 10. As well as being used to test the callpoint, the test key is also used to open the callpoint for installation purposes or to replace the element.
- **Replacement glass elements**  
As standard callpoints contain glass elements which are designed to break under slight pressure thus triggering the callpoint and activating the alarm. It is recommended that spare glass elements are held locally at all times.
- **Earth continuity links**  
Designed to provide continuity from gland to gland when cables are installed in plastic callpoint back boxes



Recessing bezel



Hinged cover



Resettable element kit

## CATALOGUE NUMBERS

## Cat. No. Description

**Analogue addressable callpoints**

MBG814	Flush addressable callpoint to suit Menvier DF6000 & DF6100
MBG813	Surface addressable callpoint to suit Menvier DF6000 & DF6100
MBG817	Weatherproof addressable surface callpoint to suit Menvier DF6000 & DF6100

**Conventional callpoints**

MBG914	Surface callpoint to suit Menvier systems
MBG913	Flush callpoint to suit Menvier systems
MBG917	Weatherproof surface callpoint to suit Menvier systems
MBG914L	Surface callpoint c/w LED to suit Menvier systems
MBG917L	Weatherproof surface callpoint c/w LED
FX201	Surface callpoint to suit JSB conventional systems
FX201L	Surface callpoint c/w LED to suit JSB systems
FX203	Weatherproof surface callpoint to suit JSB systems
FX203L	Weatherproof surface callpoint c/w LED

**Callpoint accessories**

MBGHCC	Protective hinged cover for Callpoints
MBGSP	Pack of 10 Spacer Plates for FX & MBG Call Points
MBGBEZ	Pack of 10 Bezels for FX & MBG Call Points
MBGREKIT	Resettable Element Kit (Pack of 10)
MBG118	Pack of 5 spare glasses (Menvier Branded)
FX5G	Pack of 5 spare glasses (JSB Branded)