

# curva<sup>®</sup>

Stylish electrical essentials



**CLICK**  
**curva<sup>®</sup>**



Switches • Sockets • Telephone, TV & Satellite Outlets  
Pattress & Dry Lining Boxes



## The modern domestic wiring solution

A contemporary range of soft profile domestic wiring accessories:

**C**omprehensive range of accessories

**U**ltra modern styling

**R**igorous q.c. and safety testing

**V**alue for money

**A**vailable through electrical wholesale distributors nationwide

Moulded white accessories are often described as Utilitarian, ie. useful or practical without being attractive.

This is certainly not the case with the all new CURVA range of smooth profile accessories.

In creating the modern, aesthetically pleasing and ergonomic design of the CURVA range we did not lose sight of the need to produce a true value for money product offering the utmost appeal to installers and end users alike.

Only the best quality raw materials were used in producing this durable, attractive and modern range of accessories which will adorn the walls of all manner of buildings for years to come.

All CURVA accessories are covered by a comprehensive 'No Quibble' 10 year guarantee against any fault in materials or manufacture.



## contents

Switches .....	n4
Socket Outlets .....	n6
Fused Connection Units .....	n7
Control Switches .....	n8
45A Accessories .....	n9
Telephone, TV & Satellite .....	n10
Flex Outlet & Blank Plates .....	n11
Pattress Boxes .....	n12
Galv. Steel & Cavity Wall Boxes .....	n14



## 10A Plate Switches

CCA010	10A 1 Gang 1 Way Switch
CCA011	10A 1 Gang 2 Way Switch
CCA012	10A 2 Gang 2 Way Switch
CCA013	10A 3 Gang 2 Way Switch
CCA019	10A 4 Gang 2 Way Switch
CCA105	10A 6 Gang 2 Way Switch
CCA025	10A 1 Gang Intermediate Switch
CCA027	10A 1 Gang 2 Way Retractive Switch 'Bell'




CCA010/CCA011/CCA025



CCA012



CCA013



CCA019



CCA105



CCA027

All you need for everyday switching requirements. 1 to 6 gang 10A switches on single and double plates plus intermediate and retractive switch options.

# switches

Dimmer Switches

## Dimmer Switches

CCA141	1 Gang 2 Way 250W Dimmer
CCA142	2 Gang 2 Way 250W Dimmer
CCA143	3 Gang 2 Way 250W Dimmer
CCA144	4 Gang 2 Way 250W Dimmer

We recommend the use of branded halogen lamps with CURVA dimmers. The use of non branded inferior lamps may require the nominal rating of the dimmer to be reduced



CCA141



CCA142



CCA143



CCA144

Dimmers suitable for use with tungsten filament lamps and mains halogen lamps only. Not suitable for fluorescent or low voltage loads.

### Power Socket Outlets

CCA605	13A 1 Gang Switched Socket
CCA606	13A 2 Gang Switched Socket
CCA038	5A Round Pin Socket Outlet
CCA039	2A Round Pin Socket Outlet

### Shaver Socket Outlet

CCA100	115/230V Dual Voltage Shaver Socket Outlet
--------	--

**CLICK** dual voltage shaver outlets incorporate a double wound isolating transformer rated 20Va at 230V or 115V and meets BS EN 61558-2-5: 1998 making it safe for use in bathrooms.



CCA605



CCA606



CCA100



CCA039



CCA038

# connection units

Fused connection units with flex outlet



CCA050

## Fused Connection Units With Optional Flex Outlet

CCA050	13A Fused Connection Unit
CCA051	13A DP Switched Fused Connection Unit
CCA052	13A DP Switched Fused Connection Unit With Neon
CCA053	13A Fused Connection Unit With Neon



CCA051



CCA052



CCA053

**20A Control Switches  
With Optional Flex Outlet**

CCA022	20A DP Switch
CCA023	20A DP Switch With Neon
CCA040	20A DP Water Heater Switch
CCA042	20A DP Water Heater Switch With Neon

**20A SINK BATH SWITCH**

CCA024	20A DP Sink Bath Switch With Neon
--------	-----------------------------------

**FAN ISOLATION SWITCH**

CCA020	10A 3 Pole Fan Isolation Switch
CCA021	10A 1 Gang 3 Pole Switch



CCA023



CCA042



CCA024



CCA020



# 45A accessories



CCA200

## 45A Switch Plates

CCA200	45A DP Switch
CCA201	45A DP Switch With Neon
CCA202	45A DP Switch - Double Plate
CCA203	45A DP Switch With Neon - Double Plate
CCA204	45A DP Switch With 13A Switched Socket Outlet
CCA205	45A DP Switch With 13A Switched Socket Outlet + Neons



CCA201




CCA202



CCA203



CCA204



CCA205

### Telephone Outlets

CCA115	RJ11 Outlet For Ireland
CCA119	Master telephone socket outlet
CCA122	Master telephone socket outlet – twin
CCA124	Secondary telephone socket outlet
CCA127	Secondary telephone socket outlet – twin

### Coaxial And Satellite Outlets

CCA065	Coaxial Socket Outlet
CCA066	Twin Coaxial Socket Outlet
CCA156	Isolated Satellite Outlet
CCA157	Isolated Satellite And Coaxial Outlet
CCA158	Isolated Coaxial Socket Outlet
CCA159	Isolated Coaxial Socket Outlet – Twin
CCA170	Non-Isolated Satellite And Coaxial Outlet

Isolated outlets will filter out any interference, if a 2 way signal is required, i.e. for use with satellite hard wire extensions, then a non-isolated outlet is required.



CCA115



CCA119/CCA124



CCA122/CCA127



CCA065/CCA158



CCA156



CCA170/CCA157



CCA066/CCA159

# flex outlet & blank plates



CCA017

## Flex Outlet Plate

---

CCA017	20A Flex Outlet Plate
--------	-----------------------

---

## Blank Plates


---

CCA060	1 Gang Blank Plate
--------	--------------------

---

CCA061	2 Gang Blank Plate
--------	--------------------

---



CCA061



CCA060

**Moulded Pattress Boxes**

CCA080	1 Gang 16mm Deep Pattress
CCA081	1 Gang 25mm Deep Pattress
CCA082	2 Gang 25mm Deep Pattress
CCA083	1 Gang 35mm Deep Pattress
CCA084	2 Gang 35mm Deep Pattress
CCA085	1 Gang 47mm Deep Pattress
CCA086	2 Gang 47mm Deep Pattress



CCA080



CCA081



CCA082



CCA083

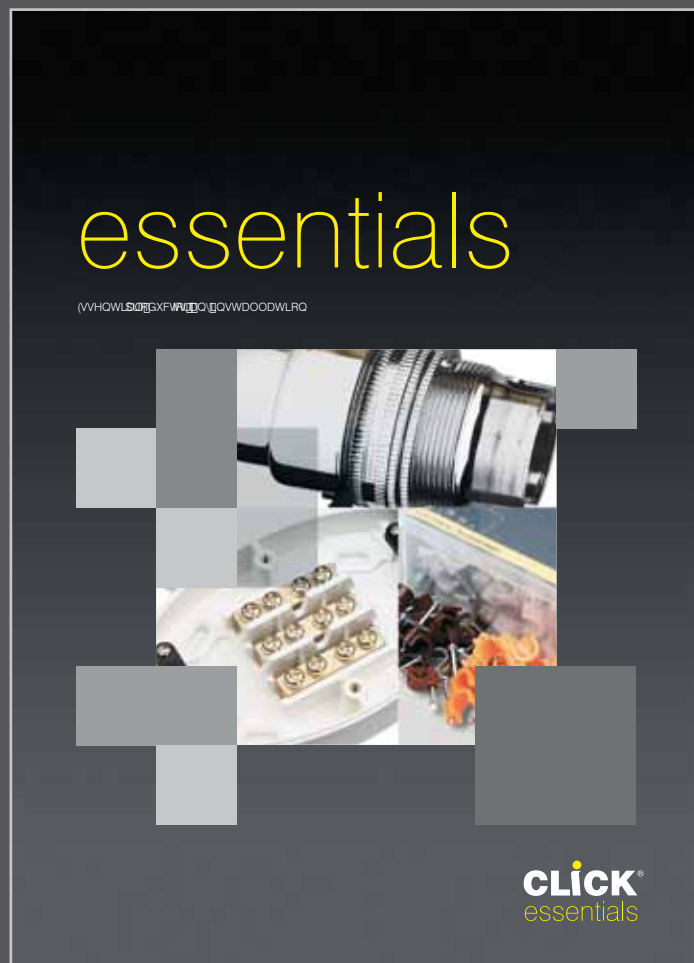


CCA084

# CLICK<sup>®</sup> essentials

As we continue to expand the number and style of our wiring accessory ranges, each of these ranges is supported by our general essentials range of products comprising the following product groups:

- Floor media and socket outlets
- Metal clad range
- Leisure 'beige' range
- Red accessories
- Telephone and data accessories
- Pull cord switches
- Moulded and brass lamp holders
- Metal knock-out boxes
- Dry lining boxes
- Longer plate fixing screws
- Junction boxes
- Link boxes
- Cable clips
- Extension cables
- Connector strips
- Ceramic connectors
- Plugs and fuses



Essential products for any installation

# flush mounting boxes

Galvanised Steel Boxes • Cavity Wall Dry Lining Boxes

'Ezylink' Dry Lining Box Connector

## Galvanised Steel Boxes

WA092	1 Gang 16mm Deep Galvanised Steel K.O. Box
WA093	1 Gang 25mm Deep Galvanised Steel K.O. Box
WA094	2 Gang 25mm Deep Galvanised Steel K.O. Box
WA095	1 Gang 35mm Deep Galvanised Steel K.O. Box
WA096	2 Gang 35mm Deep Galvanised Steel K.O. Box
WA097	1 Gang 47mm Deep Galvanised Steel K.O. Box
WA098	2 Gang 47mm Deep Galvanised Steel K.O. Box
WA099	1+1 Dual Accessory Box - 35mm Deep
WA102	1+2 Dual Accessory Box - 35mm Deep



WA092

## Cavity Wall Dry Lining Boxes

WA087P	1 Gang 35mm Deep Dry Lining Box
WA088P	2 Gang 35mm Deep Dry Lining Box
WA106P	1 Gang 47mm Dry Lining Box
WA107P	2 Gang 47mm Dry Lining Box
WA108P	Circular Ceiling Dry Lining Box



WA094

## 'Ezylink' Dry Lining Box Connector

GA100	'Ezylink' Dry Lining Box Connector
-------	------------------------------------



WA106P



WA107P



WA108P



GA100